



Monitoring Oxidation Signals of Asphalt Pavement Surfaces by Portable Infrared Spectroscopy: in-situ testing of % RAP in HMA

Dr. Delmar Salomon

Dr. Iliya Yut*

Pavement Preservation Systems, LLC

***Senior Consultant**

WASHTO Construction and Materials Conference

April-3-6, 2016

Salt Lake City, Utah

Outline

Oxidation as major factor of HMA pavement deterioration

Need for quick field indicator of oxidation level of an HMA

Laboratory studies of oxidation of asphalt by FT-IR
Well known

SHRP 2 advances in field applications of portable FT-IR

Nondestructive testing of oxidation levels in HMA by FT-IR


Proposed AASHTO Standard Practice on measuring oxidation in HMA by FT-IR

Use of Portable Infrared Spectroscopy for :
in-situ testing of RAP

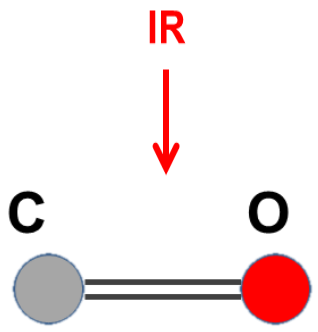
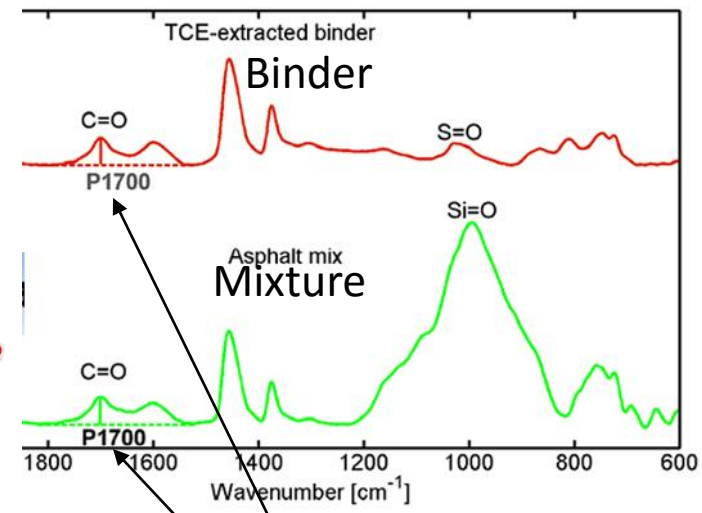
Potential of incorporating in-situ pavement oxidation index into PMS

Infrared Spectroscopic Methods

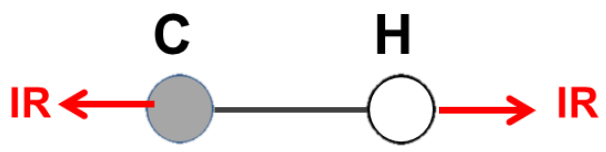
Fourier-Transform Infra-Red (FTIR) Spectroscopy



*What is there?
How much of it in there?*



Bending vibration



Stretching vibration

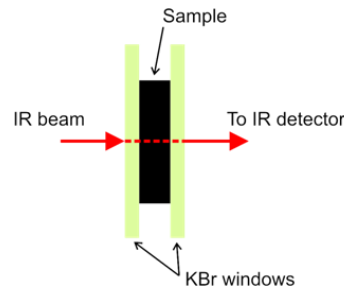
**“Oxidation Signal”
From binder and mixture**

Evolution of FT-IR Sampling Modes in Asphalt Studies

Transmission (since 1960s and SHRP - 1980s)

Destructive

1. Dissolve sample
2. Prepare KBr pellets
3. Place sample into a cell

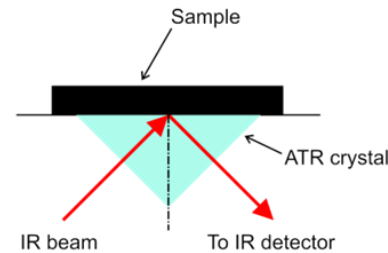


Attenuated Total Reflection (ATR) (1990s and SHRP2 2009-2014)

Non-invasive for binders

Mildly invasive for mixtures

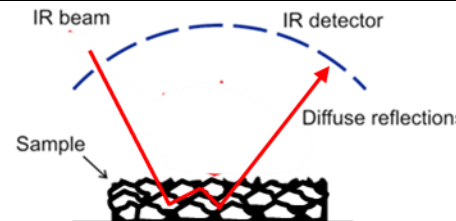
1. Sieve or drill
2. Bring sample to instrument



Hand-Held Diffuse Reflection (DR) - This study (Idaho 2015) (a.k.a. Portable Infrared Spectrometer, or PIRS)

Non-destructive (point-and-shoot)

1. Bring instrument to sample





First Demonstration Study - Idaho

Monitoring the consistency of HMA/RAP samples and in-place Pavement using a Portable Infrared Spectroscopy Device (PIRS)

Objectives:

1. Evaluate PIRS capability of estimating %RAP.
2. Provide recommendations for use of PIRS on future paving projects.

Select projects	Collect materials	Mix calibration samples	Measure oxidation in mixes	Analyze data
Low RAP Medium RAP High RAP	Virgin binder Virgin agg. RAP	Vary %RAP (0- <u>15</u> -30-100) (0-25- <u>50</u> -100)	Lab (calibration) Plant, pavement (validation)	Variability Agreement between lab, plant, and pavement Influencing factors
Compare with Field results and Develop Recommendations				



First Demonstration Study - Idaho

3 Projects and Materials - Mix Designs

Mix Design	Project 1	Project 2	Project 3
Project ID	"Karcher"	"Fruitland"	"Lewiston"
Location	Nampa, ID	Nampa, ID	Lewiston, ID
Traffic Level [ESAL]	1 - 10 mln	1 - 10 mln	10 - 30 mln
NMAS	12.5 mm	12.5 mm	12.5 mm
Target PG	70-28	70-28	76-28
RAP [by agg.]	17%	54%	45% (40% mill + 5% pit)
Adjusted virgin PG	70-28	52-34	70-34
Target P _b	5.3	5.3	5.6
RAP P _b	5.3	5.2	6.0
RAP PG (est.)	Unknown	PG 88-XX	PG 76(82)-XX (mill)
Antistrip	0.5%	0.5%	0.75%

First Implementation Study - Idaho

Lab mix sample processing for PIRS scanning



Plant mix sample processing for PIRS scanning



Example of Sampling cylinder with compacted HMA



$D = \frac{1}{2}'' \quad X \quad L = 2''$

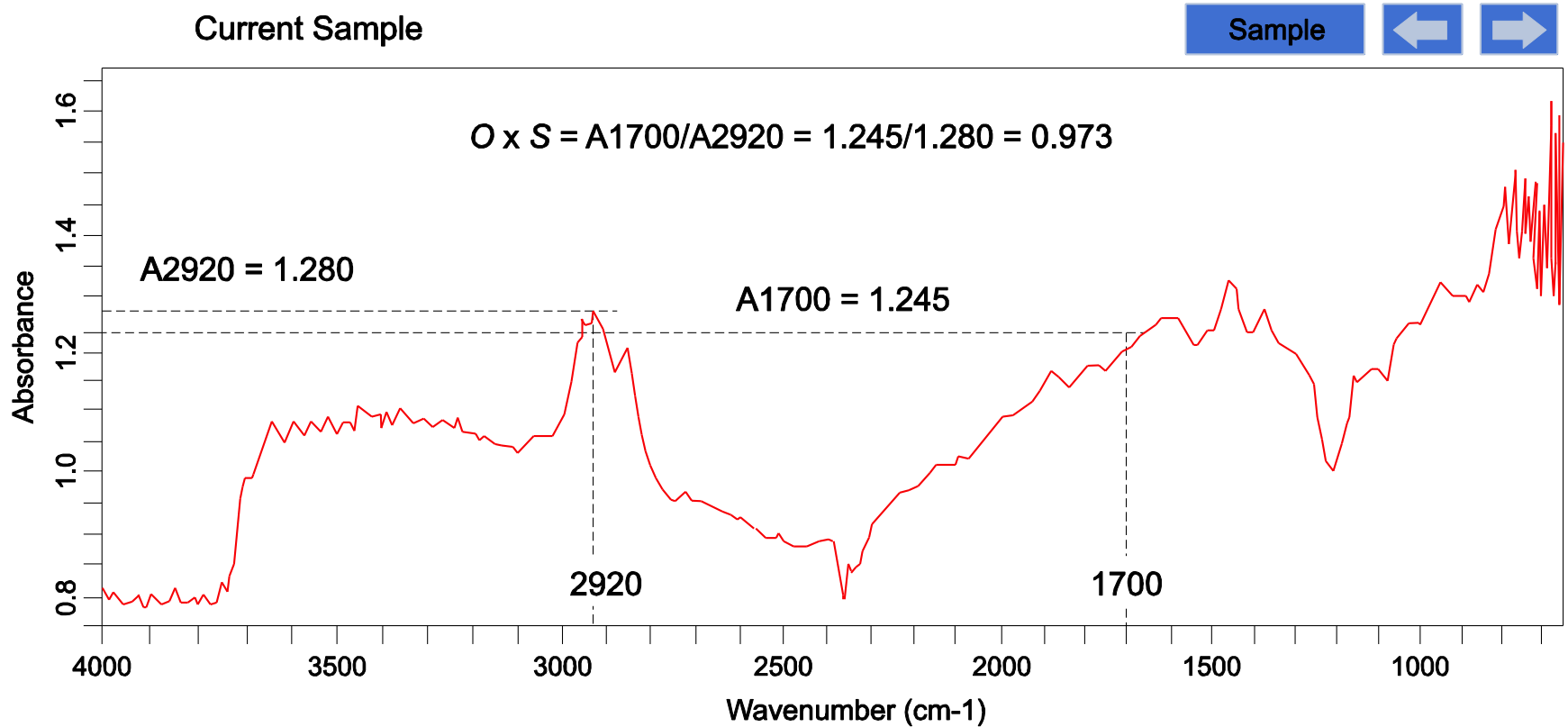


Testing in the Field (PIRS pavement monitoring)



IR scans and oxidation signals

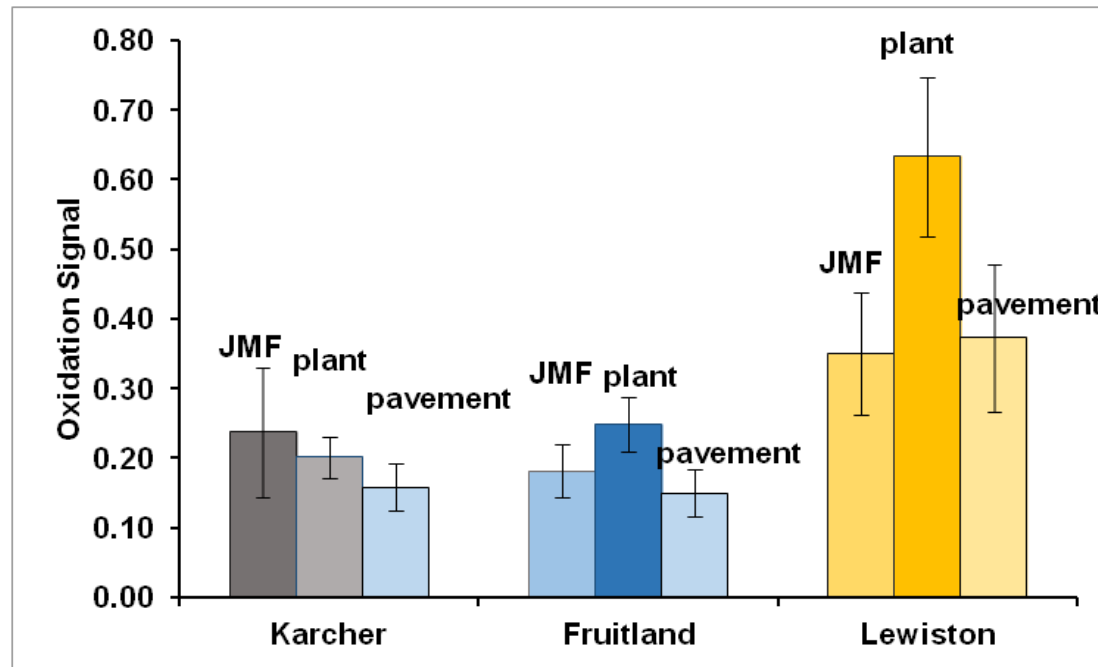
Calculation of Oxidation Signal from an absorbance spectrum of an asphalt mix sample.



Laboratory Calibration Curves for RAP-HMA

Objective of analysis:

2. Detect deviation of plant and pavement samples from the JMF

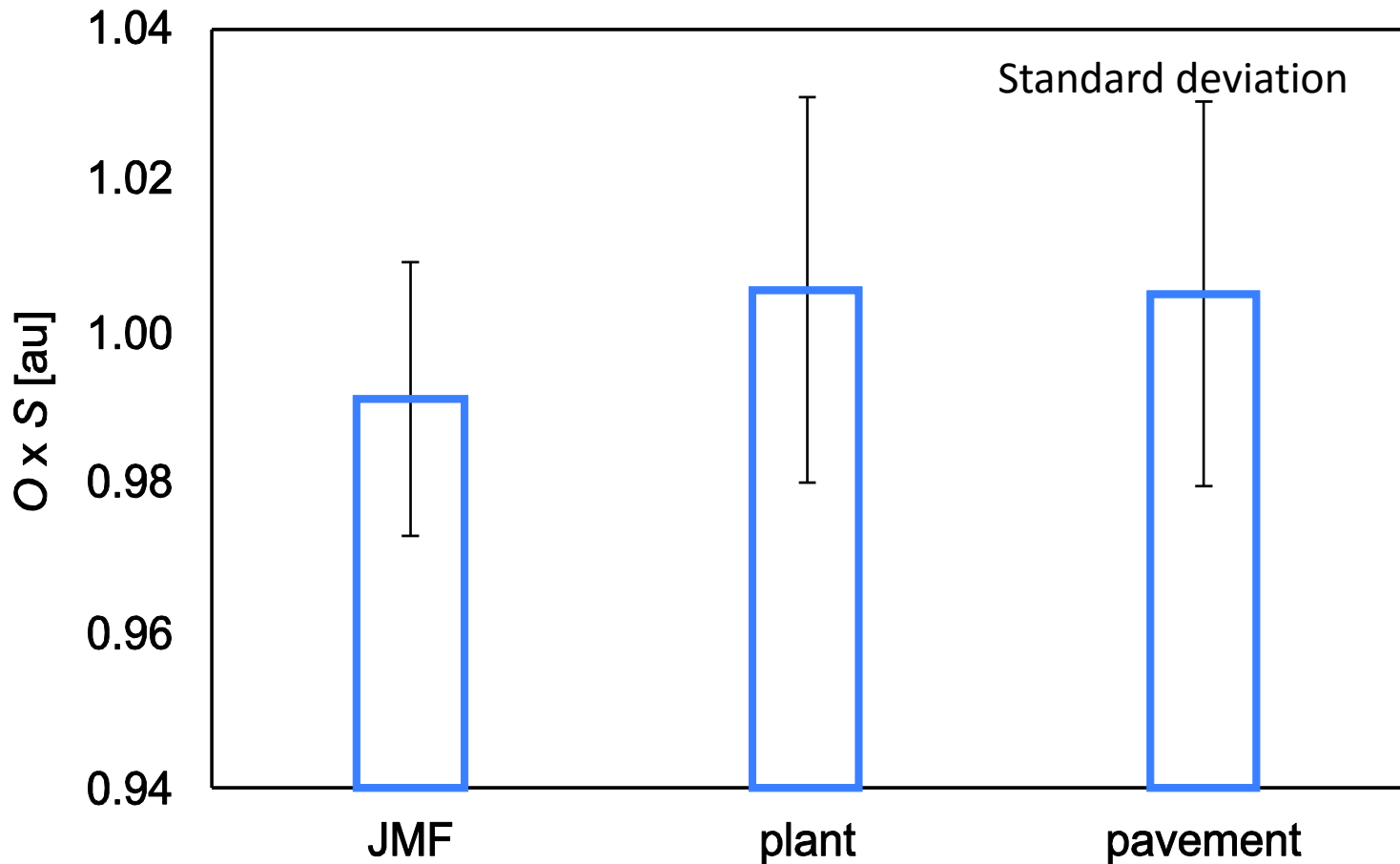


Results:

- ✓ All pavement measurements remained within 1 st.d. from JMF
- ✓ Plant signals were higher than pavement ones.
- ✓ Lewiston plant sample may be not representative (night time paving)

Example of Comparison of oxidation signals from JMF, HMA plant and in-place pavement

Mean and standard deviation; the error bars are one standard deviation from the mean of five samples



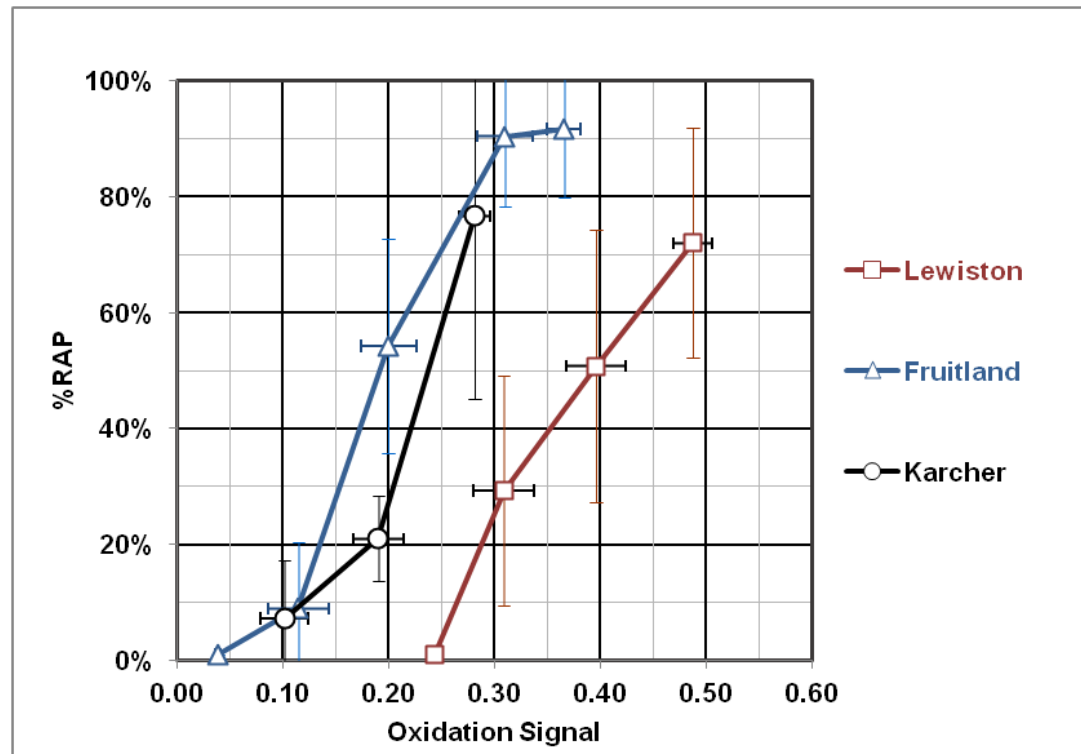
Standard Method of Test for (proposed Provisional Standard)

**Evaluation of Oxidation Level of
Asphalt Mixtures by a Portable
Infrared Spectrometer**

First Demonstration Study - Idaho

What have we learned about RAP-HMA?

- ✓ On average, every 20% RAP to 0.1 unit Ox.Signal with St.d. = 10% RAP
- ✓ %RAP in HMA can be determined with 82% reliability based on no-RAP and 100% RAP measurements





Draft AASHTO Standard - FTIR on RAP

- Was developed by SRHP2 R06B research team for aged asphalts.
- Was modified for RAP and submitted to AASHTO TS-2a by PPS, LLC
- **Scope:**
 - ✓ Covers semi-quantitative evaluation of the oxidation level in HMA.
 - ✓ Based on the quantitative analysis of ATR or DR infrared spectrum.
 - ✓ Sample is obtained from the pavement surface.
 - ✓ Sample may be modified by adding RAP and/or RAS.
 - ✓ Oxidation level in the samples is calculated based on the intensity of the signal associated with carbonyl content.

The oxidation signal from pavement surface is compared with predetermined signals from JMF and plant samples.

Testing frequency of threshold is established by an agency based on a pilot study.

Acknowledgements

Pavement Preservation, LLC thanks the Idaho Transportation Department for sponsoring this project.

For further information:
delmar@technopave.com



The Road Ahead